

The FLEX4 adapters enable extended Ethernet and PoE reach beyond traditional distances using 1, 2 or 4 pair UTP infrastructure. The adapters, when used with the FLEX Switch or FLEX-Base, deliver 10/100 Mbps, symmetrical full duplex. The FLEX offering is designed specifically to enable easy deployment over UTP for reaches beyond that of standard Ethernet eliminating the costs and disruption associated with IDF closet requirements.

NOTE: Please see page 2 for important safety instructions

FLEX4



1 RJ45 port: UTP cable (2-pair or 4-pair)

Cable Type	Data Rate	Reach
4 pair CAT5e	100 Mbps	610m/2000ft
2 pair CAT5e	100 Mbps	300m/1000ft
2 pair CAT5e	10 Mbps	610m/2000ft
1 pair CAT5e	100 Mbps	300m/1000ft (adapter must be locally powered)

FLEX4



Note: The bandwidth speed shared by the four ports ("To Endpoint") can be determined by looking at the LED indicators on the RJ45 connector ("To FLEX"). If the left side green LED activates, the bandwidth available is 100Mbps. If the right side orange LED activates, the bandwidth speed available is 10Mbps.

Installation Details

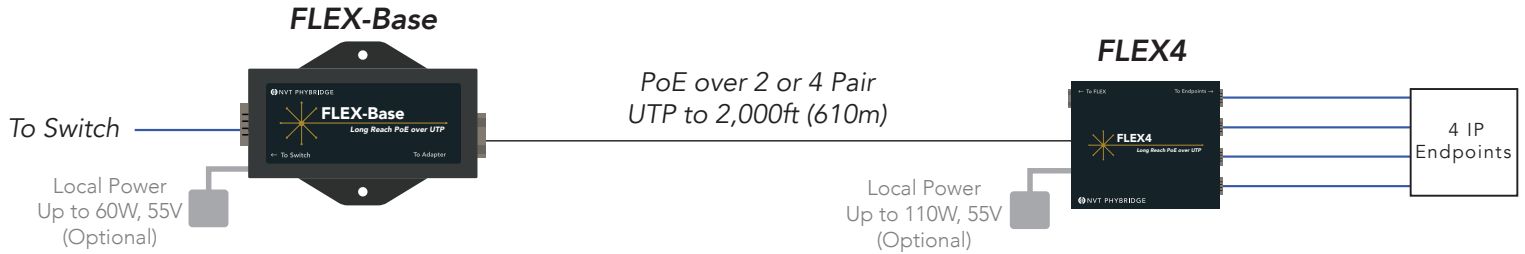
1. Remove the FLEX4 from its packaging.
2. Must ensure cable is properly terminated before connecting any FLEX product.
3. Remove all legacy equipment from the UTP cable infrastructure.
Note: In order to avoid damage to endpoints, it is important that non-IP devices are not connected when you connect the FLEX4.
4. Connect the Network Infrastructure cable from the FLEX24 switch, FLEX8 switch, or FLEX-Base to the FLEX4 (FLEX side).
5. Using CAT5 or higher category cable, connect the endpoint to FLEX4 (Endpoint side).

Product Details (NV-FLX-04)

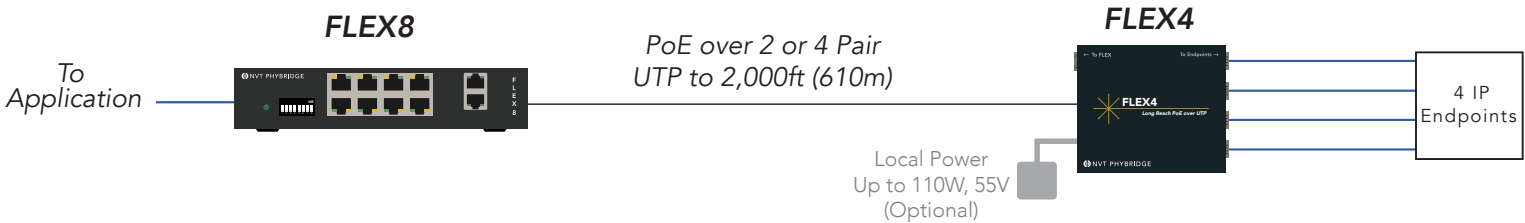
- Paired with FLEX-Base, FLEX8, FLEX24
- 1 uplink port and 4 downlink ports
- Max 30W per downlink port
- Supports IEEE compliant devices
- Can be locally powered for additional PoE delivery

APPLICATIONS

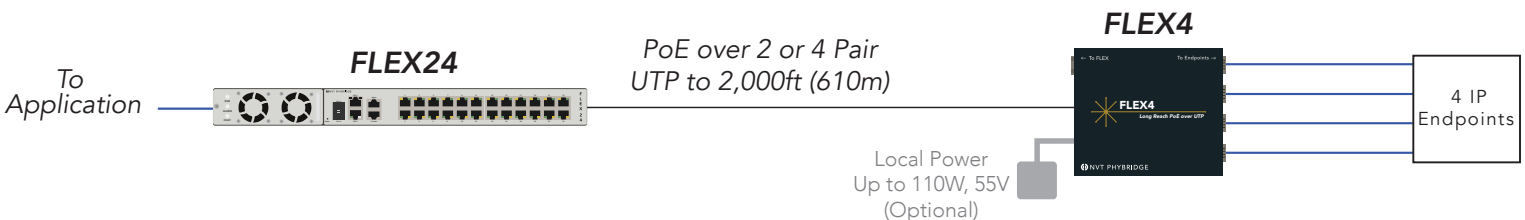
Single Port Solution



Using With Unmanaged Switch



Using With Managed Switch



Technical Specifications

Model	FLEX4
Part Number	NV-FLX-04
Dimensions	9.8cm x 9.6cm x 2.5cm (LxWxH); 3.86" x 3.78" x 0.98" (LxWxH)
Weight	214g (7.6oz)
Mounting	Inline between the Ethernet cable to general Switch (PoE or non-PoE), and the network infrastructure cable
Interface: Network Infrastructure Side	1 RJ4 port: UTP/STP cable (2-pair or 4-pair)
Interface: IEEE Side	4 RJ45 ports: IEEE802.3 af/at compliant, 10/100 Mb connection to IP end device
Power Supply	PoE from the FLEX switch, or external power supply maximum 30W (over 4 pairs) each port
DC IN (Barrel Connector)	Optional (sold separately) -55VDC / 2A External AC/DC Power Adapter: input 120/240VAC, 50-60Hz (IEC Class II isolated only - Efficiency VI) NVT Phybridge External Power Adapter: P/N = NV-PS55-110W (tested against railways standard EN 50121-4)
Power Consumption	1.5W
Operating Temperature	-40°C to +70°C Tests conducted against international safety standard at maximum ambient temperatures of: 60°C at 64W and 55°C at 120W
Humidity	10% to 95% (non-condensing) at 35°C

Note the Following:

All of the above instructions provide basic installation information necessary for the proper and safe functioning of this equipment. Persons installing or maintaining this product must read all of the safety instructions and the parts of system grounding, which are applicable to the system being maintained. Only trained, qualified service personnel shall install or maintain this product.

- Keep these instructions with the equipment.
- Do not attempt to install or service this equipment unless you are skilled in the installation and maintenance of electronic telecommunications equipment and have successfully completed specific training for this equipment.

WARNINGS

FAILURE TO FOLLOW ALL INSTRUCTIONS MAY RESULT IN IMPROPER EQUIPMENT OPERATION AND/OR RISK OF ELECTRICAL SHOCK.

ANY CONNECTION TO AN OUTSIDE PLANT LEAD, AN OFF-PREMISE APPLICATION, OR ANY OTHER EXPOSED PLANT APPLICATION MAY RESULT IN A FIRE OR SHOCK HAZARD, AND/OR DEFECTIVE OPERATION, AND/OR EQUIPMENT DAMAGE.

Technical Support

The NVT Phybridge Technical Support Group is available to assist you with product installation, configuration, monitoring and troubleshooting procedures. Should you experience trouble with this equipment or for repair or warranty information, please contact NVT Phybridge at +1 888.901.3633 or support@nvtphybridge.com.

Compliance and Environmental Information

All the compliance and environmental information is available on our website www.nvtphybridge.com.

Safety Warnings

- Refer to the FLEX24 or FLEX8 Quick Install Guides under "Safety Warnings" for the FLEX adapters
- Reportez-vous aux Quick Install Guides FLEX24 ou FLEX8 sous "Safety Warnings" pour les adaptateurs FLEX
- Beachten Sie die FLEX24- oder FLEX8- Quick Install Guides unter "Safety Warnings" für die FLEX-Adapter
- Consulte las Quick Install Guides FLEX24 o FLEX8 bajo "Safety Warnings" para los adaptadores FLEX
- Katso FLEX24- tai FLEX8 Quick Install Guides FLEX-sovittimien "Safety Warnings" alla
- Raadpleeg de FLEX24 of FLEX8 Quick Install Guides onder "Safety Warnings" voor de FLEX-adapter
- Se FLEX24 eller FLEX8 Quick Install Guides under "Safety Warnings" för FLEX-adaptrarna
- Ανατρέξτε στους οδηγούς FLEX24 ή FLEX8 Quick Install Guides στην ενότητα "Safety Warnings" για τους προσαρμογείς FLEX
- Fare riferimento alla sezione FLEX24 o FLEX8 Quick Install Guides sotto "Safety Warnings" per gli adattatori FLEX
- Consulte o FLEX24 ou FLEX8 Quick Install Guides em "Safety Warnings" para os adaptadores FLEX
- Irreferi għall-FLEX24 jew FLEX8 Quick Install Guides taħt "Safety Warnings" għall-adapters FLEX
- Vaadake FLEX24 või FLEX8 Quick Install Guides alusel "Safety Warnings" FLEX adapterid
- A FLEX adapterek "Safety Warnings" című részében olvassa el a FLEX24 vagy a FLEX8 Quick Install Guides című részt

- Nanašajo na FLEX24 ali FLEX8 Quick Install Guides pod "Safety Warnings" za FLEX adapterji
- Další informace naleznete v příručkách FLEX24 nebo FLEX8 Quick Install Guides v části "Safety Warnings" pro adaptéry FLEX
- Kreiptis į FLEX24 ar FLEX8 Quick Install Guides pagal "Safety Warnings" Už FLEX adapteriai
- Skatiet FLEX24 vai FLEX8 Quick Install Guides zem "Safety Warnings," lai FLEX adapteri
- Pozrite si FLEX24 alebo FLEX8 Quick Install Guides v časti "Safety Warnings" pre adaptéry FLEX
- Sjá FLEX24 eða FLEX8 Quick Install Guides undir "Safety Warnings" fyrir FLEX-millistykki
- Zobacz FLEX24 lub FLEX8 Quick Install Guides w sekcji "Safety Warnings" w przypadku adapterów FLEX
- Se FLEX24 eller FLEX8 Quick Install Guides under "Safety Warnings" for FLEX-adaptore
- Consultați ghidurile FLEX24 sau FLEX8 Quick Install Guides din secțiunea "Safety Warnings" pentru adaptoarele FLEX
- Обърнете се към FLEX24 или FLEX8 Quick Install Guides в "Safety Warnings" за адаптери FLEX.

Warranty

The FLEX4 is backed by NVT Phybridge's award winning customer support and 5-year warranty.