

4

3

2

1

D

D

C

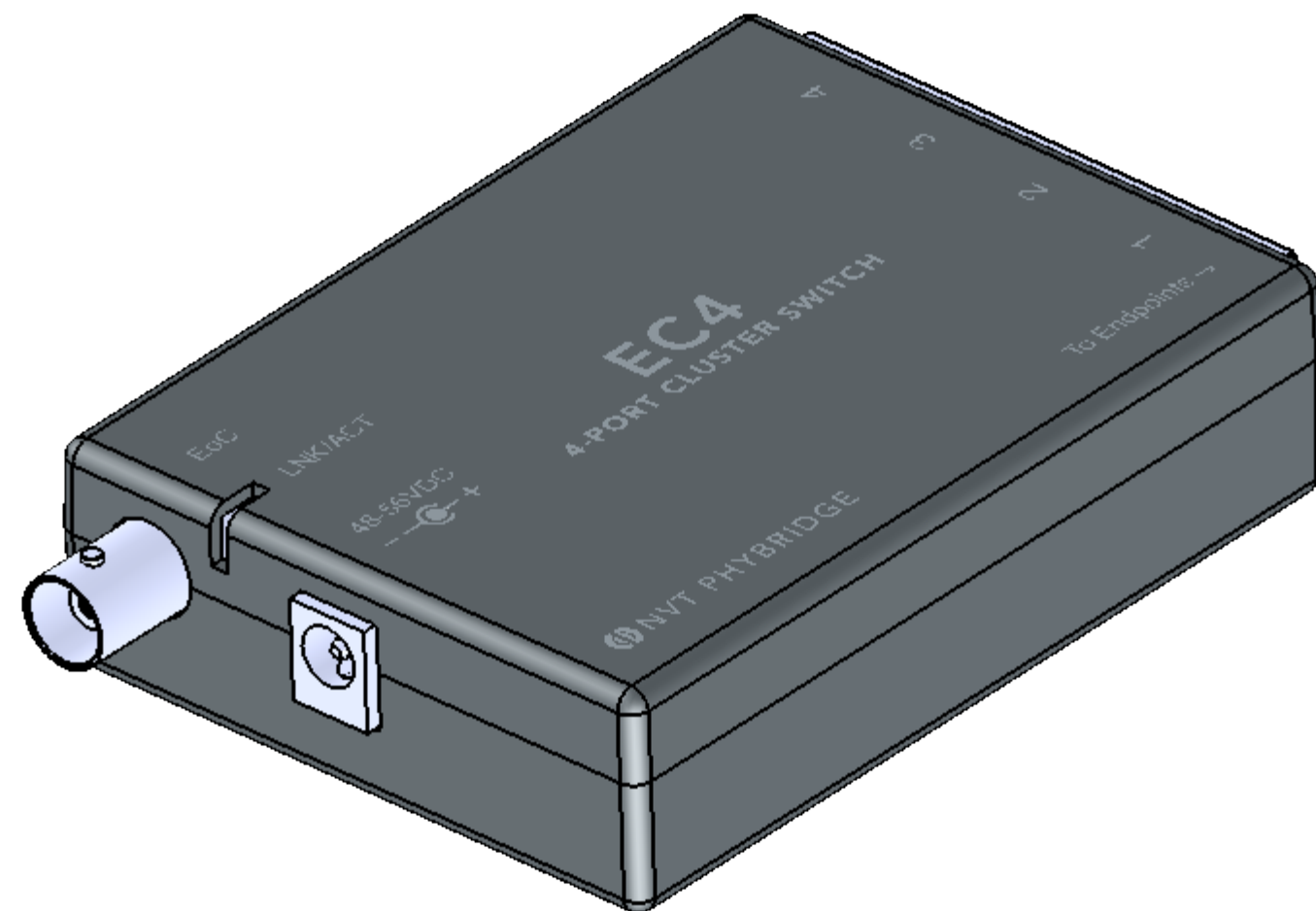
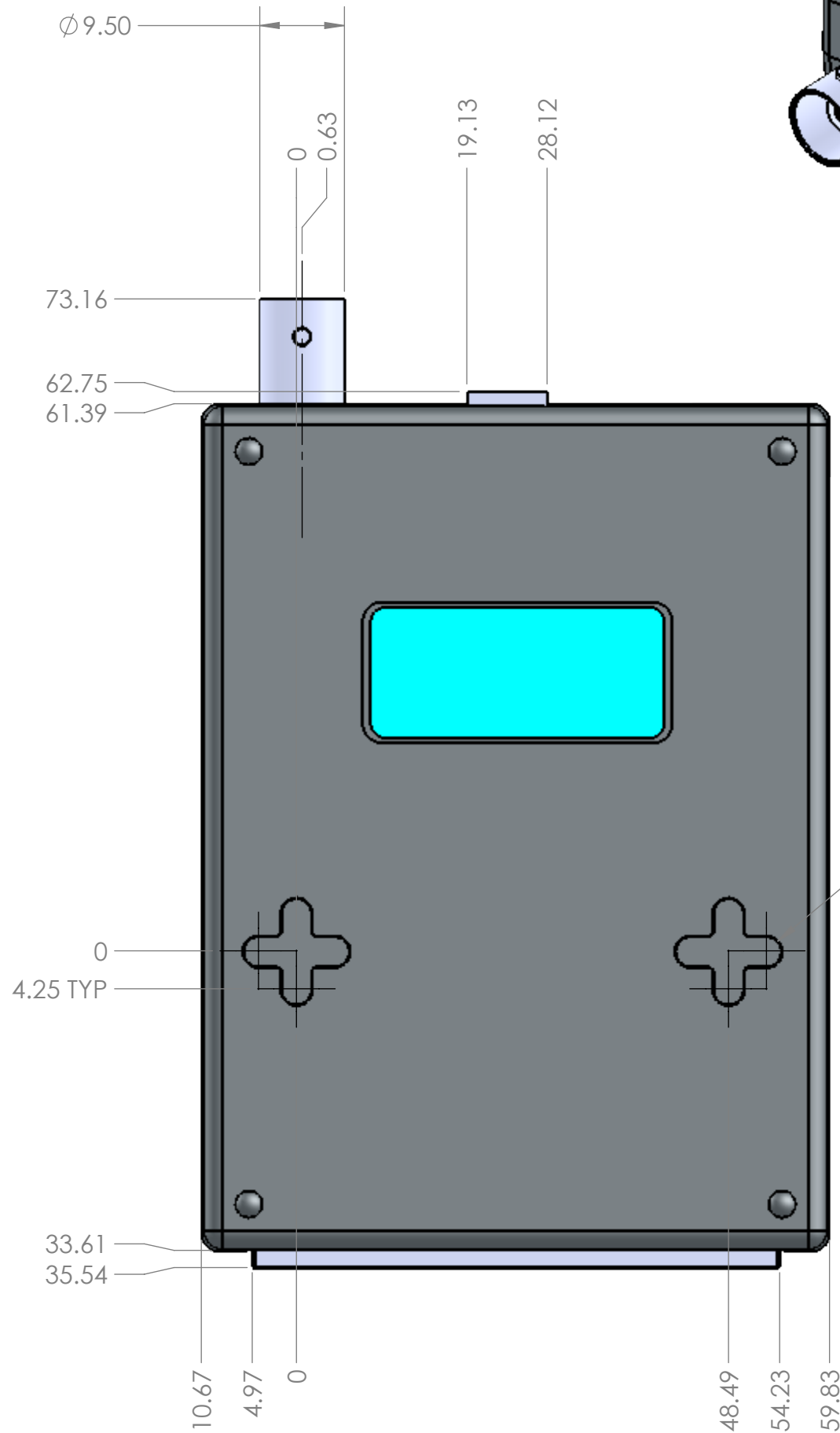
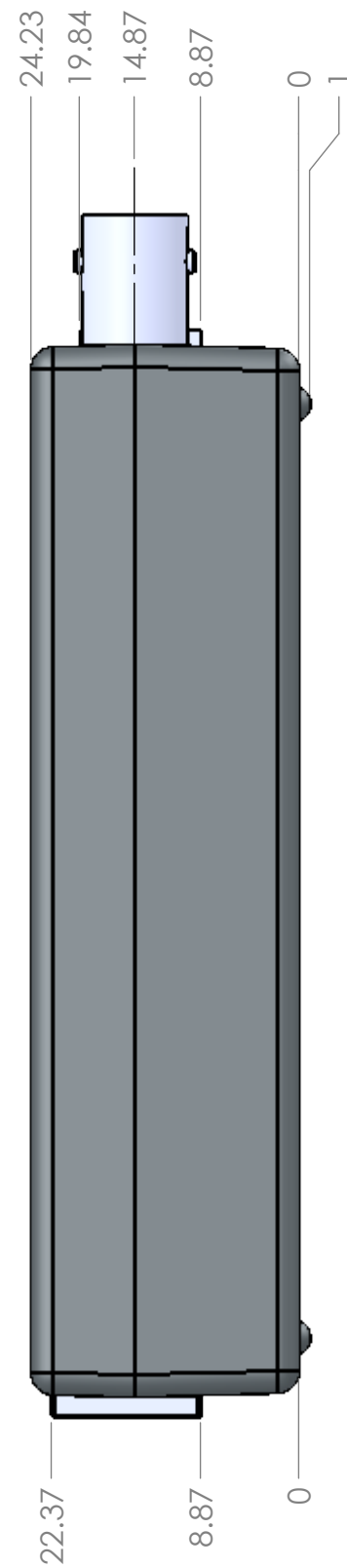
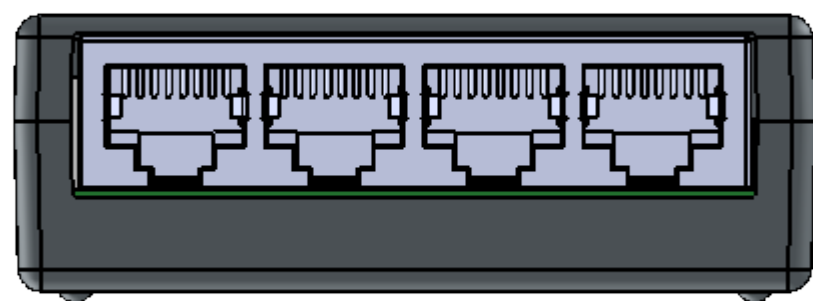
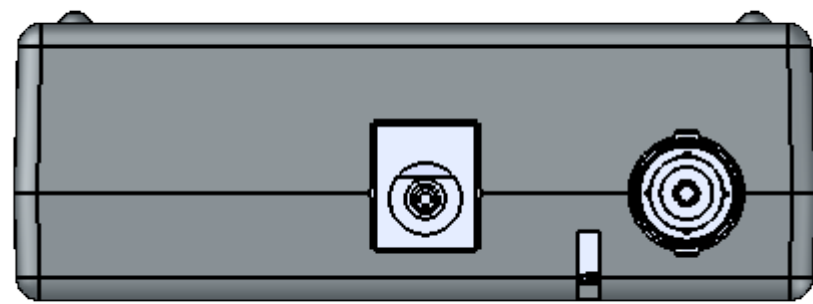
C

B

B

A

A



NVT Phybridge Inc.
 3457 Superior Ct,
 Oakville, ON
 CANADA
 L6L 0C4
 Tel: 888.901.3633
 Fax: 866.252.9148
 www.nvtphybridge.com

These drawings and/or diagrams, including the dimensions indicated, are intended for general reference only. Phybridge Inc. reserves the right to make changes to the drawings and/or diagrams without notice and assumes no liability in connection with their use, including any modification, copying or distribution. While the information on these drawings and/or diagrams is believed to be accurate and reliable, it is provided "as is" without any guarantee, representation, condition or warranty of any kind, either express, implied or statutory. It is the installer's responsibility that our products are installed according to the ceiling or wall manufacturers recommendations.

© 2017 Phybridge Inc. All Rights Reserved.
 The contents of these drawings and/or diagrams are and shall remain the sole property of Phybridge Inc. No part of these drawings and/or diagrams may be reproduced, stored or transmitted in any form or by any means, without the prior written permission of Phybridge Inc.

UNLESS OTHERWISE SPECIFIED:		NAME	DATE
DIMENSIONS ARE IN MILLIMETERS		DRAWN	
TOLERANCES:		CHECKED	
FRACTIONAL ±		ENG APPR.	
ANGULAR: MACH ± BEND ±		MFG APPR.	
TWO PLACE DECIMAL ±		Q.A.	
THREE PLACE DECIMAL ±		COMMENTS:	
INTERPRET GEOMETRIC TOLERANCING PER:			
MATERIAL			
FINISH			
DO NOT SCALE DRAWING			

NVT PHYBRIDGE		TITLE:	EC4 ASSEMBLY
SIZE	C	DWG. NO.	444-2004-1
REV	C	SCALE:	1.5:1
		SHEET 1 OF 1	

4

3

2

1