



Model NV-3272 32-Channel Active Receiver Hub



Front



Rear



RJ45A Adaptors
Included

Features:

- Adaptive DigitalEQ™ fully automatic 4-band equalization provides adjustment-free equalization every time
- Compact rack-mountable 19" 1U high enclosure features 32 channels with 1 output per channel
- Full motion CCTV video at distances up to 3,000ft (1km) when used with any passive NVT transceiver or hub; 1 mile (1,6km) when used with the NV-653T active transmitter; 1,000ft (300m) with shielded twisted-pair when used with any passive NVT transceiver or hub
- RJ45 connectivity with optional NV-RJ45A RJ45-to-screw-terminal adaptors (included)
- Exceptional interference rejection
- Built-in transient protection and ground-lifting
- Automatic compensation for reverse-polarity wiring
- At-a-glance per-channel diagnostics
- Compatible with qualified UTP cameras
- Includes thirty-two 2ft (60cm) coax jumper cables, rack mount hardware and eight NV-RJ45A adaptors
- Limited lifetime warranty

Employing NVT's latest generation DigitalEQ™ technology, the NV-3272 is an 32-channel active (amplified) hub that allows the transmission of full-motion monochrome or color video for distances up to 1 mile (1,6km) using Category 2 or better unshielded twisted-pair (UTP) wire. The receiver hub continuously and automatically conditions the video signal, compensating for cable attenuation, wiring polarity, ground loops, and voltage transients, independent of video signal content. The unparalleled interference rejection and low emissions allow long run video to co-exist in the same wire bundle as telephone, datacom, or low-voltage power circuits. this allows the use of shared or existing cable plant. Ground-lifting ensures no annoying "hum-bars" when ground-potential differences exist. With built-in transient protection, damaging voltage spikes are eliminated.

Network Video Technologies

4005 Bohannon Drive • Menlo Park, CA 94025 • USA
(+1) 650.462.8100 • FAX (+1) 650.326.1940
nvt.com • www.nvt.com/email

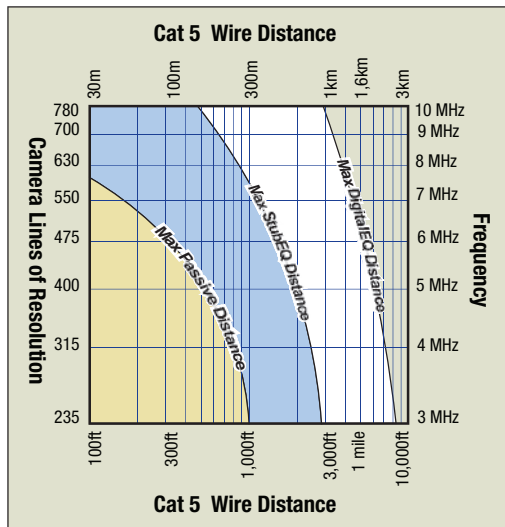


Model NV-3272

32-Channel Active Receiver Hub

Technical Specifications

VIDEO DISTANCE RECOMMENDATIONS



VIDEO

Frequency response	DC to 10 MHz
Equalization	0.5 dB typ
Automatic (no adjustment) for NTSC or PAL standards	0 to 3000ft (0 to 1km)
Automatic polarity detection and control	
Common-mode / Differential-mode rejection	15 KHz to 5 MHz
Impedance	60 dB typ
Coax, female BNC	75 ohms
UTP, Screw terminal block or RJ45	100 ohms



- Ch. 2, 6, 10, 14, 18, 22, 26, or 30
- Ch. 1, 5, 9, 13, 17, 21, 25, or 29
- Ch. 3, 7, 11, 15, 19, 23, 27, or 31
- Ch. 4, 8, 12, 16, 20, 24, 28, or 32

WIRE TYPE

Unshielded Twisted Pair	0 to 3,000ft 24-16 AWG (0,5-1,31mm)
Category Type	2 or better
Impedance	100 ± 20 ohms
DC Loop Resistance	52 ohms per 1,000ft (18 ohms per 100m)
Differential Capacitance	19 pF/ft max (62 pF/m max)
Shielded Twisted Pair	0 to 1,000ft (0 to 300m)
	24-16 AWG (0,5-1,31mm)

LEDs

Power On:	Blue LED
Per-channel status:	Off = no signal detected
	Green = valid video signal
	Amber = marginal signal detected
	Red = faulty signal detected

POWER

IEC380 power inlet	115 / 230V 50 / 60 Hz 315mA
	75 Watts 250 BTU / hour
Power inlet	IEC with molded power cord (included)
Protection	5x20mm type T fuse 315mA 250V

ENVIRONMENTAL

Temperature	+32 to +122 °F (0 to +50 °C)
Minimum airflow	4 ft ³ /min (0,1m ³ /min)
Humidity (non-condensing)	0 to 95%
Transient Immunity	per ANSI / IEEE 587 C62.41

MECHANICAL

Dimensions, excluding brackets and connectors	
Dimensions	17in wide, 1.7in high, 8.125in deep
	43cm wide, 4,5cm high, 20cm deep
Product Weight	8.0lbs (3,6kg)
Packaged Weight	12.34lbs (5,6kg)

ACCESSORIES (Included)

Mounting	Rack mount "L" brackets for front, rear, or wall installations; rubber feet for desk applications
Cables	Thirty-two 2ft (60cm) coax jumpers
	Molded IEC power inlet cord 7ft (200cm)
NV-RJ45A	Eight NV-RJ45A RJ45 to-screw-terminal

Specifications subject to change without notice.

Network Video Technologies

4005 Bohannon Drive • Menlo Park, CA 94025 • USA
 (+1) 650.462.8100 • FAX (+1) 650.326.1940
 nvt.com • www.nvt.com/email

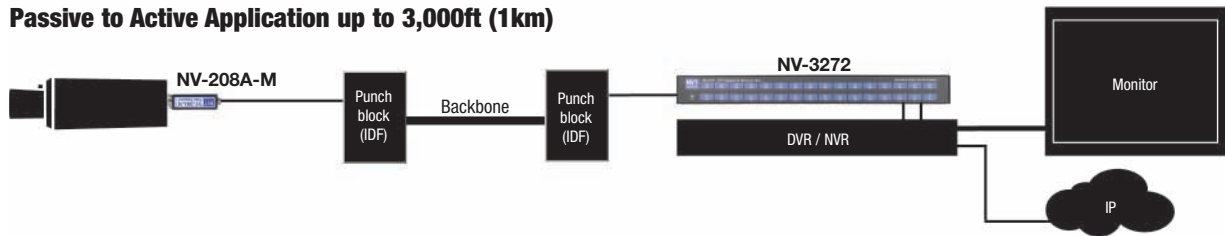


Model NV-3272

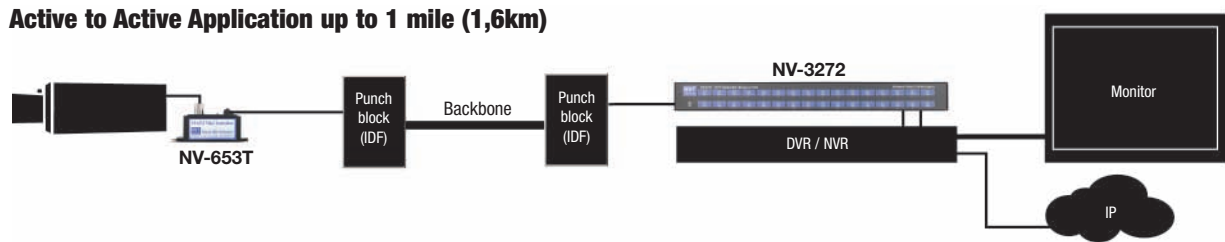
32-Channel Active Receiver Hub

Typical Applications

Passive to Active Application up to 3,000ft (1km)



Active to Active Application up to 1 mile (1,6km)



Network Video Technologies

4005 Bohannon Drive • Menlo Park, CA 94025 • USA
(+1) 650.462.8100 • FAX (+1) 650.326.1940
nvt.com • www.nvt.com/email